

Roswell ISD
Reading Plus Progress Update
February 19, 2021
Prepared by Valerie King
McComas & Associates, Inc.

Through structured practice, Reading Plus helps students develop efficiency, comprehension, vocabulary, and motivation for reading. It is a reading-to-learn program recommended for students in grades 3 – college.

70% of non-proficient readers read inefficiently. This is why they struggle with comprehension, have to read things two or three times, and, generally, avoid reading whenever possible. This has always been a hidden hurdle to reading proficiency. Reading Plus develops the skills needed to read efficiently. Learn more about Reading Efficiency and New Mexico results with our recorded webinar: www.readingplus.com/new-mexico.

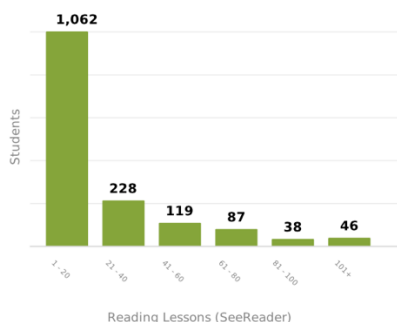
District Progress Report – Practice with the Reading Lessons


To date, students working in Reading Plus have read over 32 million words in 36,000 reading lessons while answering 360,000 comprehension questions with 80% accuracy. The Reading lessons deliver personalized reading instruction that builds each student's efficiency/silent reading fluency, comprehension, and vocabulary. Using the results of the Insight Assessment, students are placed into Reading Plus at their “just right” practice level. Students choose their reading selections which increases interest and motivation for reading. The selections span a wide range of curriculum/content areas from 1st grade to college levels. Reading expands students’ background knowledge, vocabulary, and curiosity.

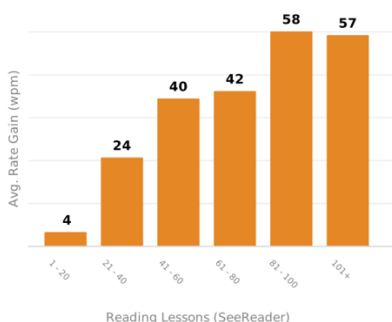
District wide, there are 1,580 active students. 16% are practicing at or above grade level content with another 11% reading one level below grade. The district is averaging 23 reading lessons per student - this is keeping pace with other NM districts using Reading Plus during remote learning.


As demonstrated in the District Reading Progress report, students completing more lessons are making more gains in their silent reading fluency and reading levels. For example, at present, there are 289 students reading 40 or more lessons with fluency gains ranging from 40-58 wpm and 1.7 to 3.3 grade levels gained.

 **Use**
 5135 Students Enrolled
 1580 Students Active



 **Silent Reading Fluency Gains**
 +14 wpm Average Rate Gain
 14% Reading At/Above Rate Target



 **Reading Level Gains**
 16% Reading At/Above Grade
 11% Reading One Level Below Grade



***46 students completing 101 or more reading lessons have gained 3.3 grade levels and 57 words per minute.**

*38 Students completing between 81-100 reading lessons have gained 3.1 grade levels and 58 words per minute.

*87 Students completing between 61-80 reading lessons have gained 2.0 grade levels and 42 words per minute.

*119 Students completing between 41-60 reading lessons have gained 1.7 grade levels and 40 words per minute.

If students having not yet engaged consistently with Reading Plus, a good goal is to read at least 40 reading lessons by the end of the school year (see recommendations).

The Top Schools for Average Reading Lessons are

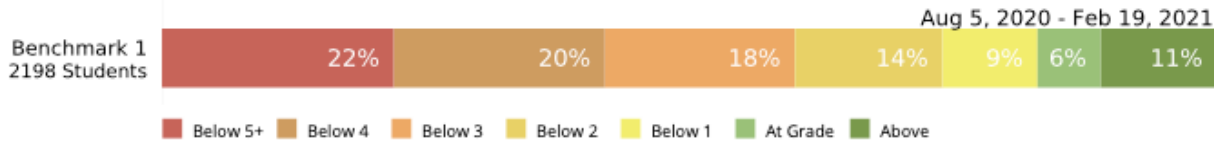
- 1) Del Norte Elementary – 46
- 2) Washington Avenue – 32
- 3) Military Heights –30
- 4) Missouri Avenue – 29
- 5) Monterrey Elementary and Mesa Middle School – 25

All RISD Top 5 Schools are also in the TOP 25 schools for average reading lessons in the state of NM. Del Norte is #1 and Washington Avenue is #13 in NM. There are numerous classes across the district which have used Reading Plus with good fidelity during remote learning. These teachers and classes could serve as “model” classrooms.

Insight Assessment Benchmark 1

2,198 students (3rd – 8th grade) in Roswell have completed the initial (beginning of year) Insight assessment, Benchmark 1. This assessment provides baseline data for students prior to working on Reading Plus.

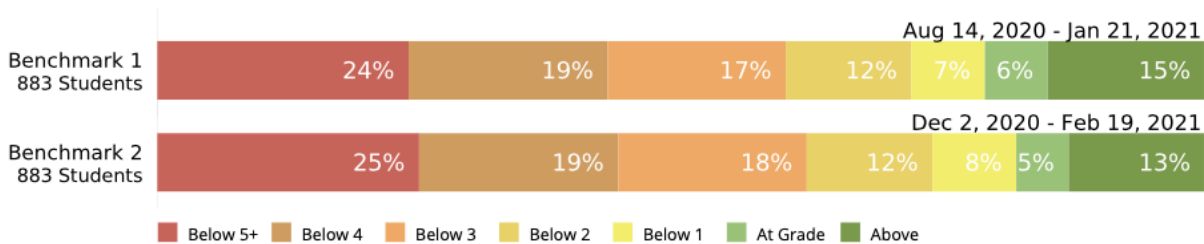
- 18% of students screened at or above grade level
- 23% of students screened 1 or 2 grade levels below grade level
- 60% of students screened 3 or more grade levels below grade level



Insight Assessment Benchmark 1 & 2

About 40% or 883 students (3rd – 8th grade) have completed both the initial (beginning of year-BOY) Insight assessment, Benchmark 1 and the mid-year (MOY) optional Benchmark 2 assessment. Additional administrations of the assessment allow your team to measure grade level proficiency with an assessment that is highly correlated to major third-party assessments.

The number of students at grade level or above decreased from 21% to 18%. Students 1-2 grade levels below remained the same at 13%. Students 3 or more grade levels below grade level increased slightly from 60% (BOY) to 62% (MOY).



Recommendations

The data in this report show the gains made during remote learning. Under unique and challenging circumstances, teachers and students adapted and demonstrate progress. Reading is a skill that improves with practice and Reading Plus is providing a specific training for students to read with ease and comfort along with comprehension.

It is exciting that you are beginning the implementation of hybrid learning within RISD. Here are several recommendations on helping students grow their reading levels in the final months of this school year.

First, consider screening all 3rd - 8th grade students with the Insight assessment. This provides baseline assessment data on overall reading proficiency and understanding your students as readers.

Through the end of the school year, it is recommended to use Reading Plus 45 minutes a day during in-person learning. This will accelerate reading fluency and grade level growth. Students are encouraged to continue using Reading Plus for 45 minutes during their remote learning days.

In late-April or early May, it is recommended to administer Benchmark 3 to all students. This will provide growth data from the initial assessment. It will also provide staff with students' reading levels from which to make decisions about further enrichment or intervention needs for the next school year.

Consider Including the demographic information (ELL, SPED, Free/Reduced Lunch, Tier) to the student profiles via Clever will assist staff in monitoring students who are most vulnerable. The staff will be able to filter reports using these demographics to easily monitor progress and growth.

As always, ongoing professional development is included with the Reading Plus program. It is recommended that all schools schedule at least session each year so staff remains current on the program. The following schools received professional development by scheduling initial training and/or data coaching this school year.

East Grand Plains
Military Heights
Missouri Avenue
Monterrey
Mountain View
Sunset
Washington Avenue

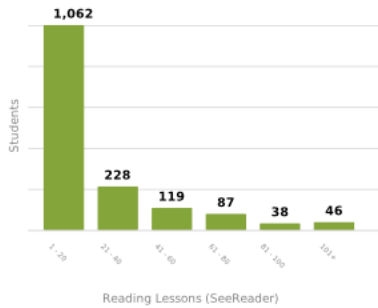
Roswell teachers from various schools have taken time to attend the state-wide professional development sessions. These sessions build capacity for understanding and using Reading Plus along with building student motivation for using Reading Plus. Also, any educator may schedule a 30-minute individual data coaching session at valerieking505.youcanbook.me.

Thank you for your continued support this school year!

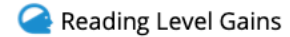
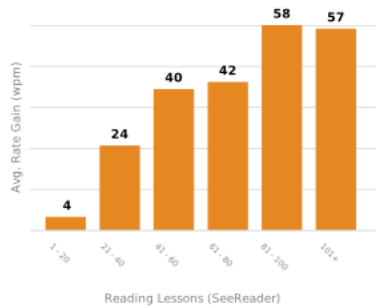
Roswell District Reading Progress Report February 19, 2021



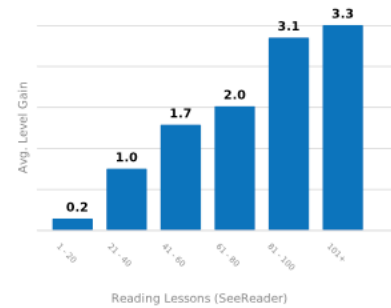
Use
5135 Students Enrolled
1580 Students Active



Silent Reading Fluency Gains
+14 wpm Average Rate Gain
14% Reading At/Above Rate Target



Reading Level Gains
16% Reading At/Above Grade
11% Reading One Level Below Grade



Reading Progress by School

Site	Enrolled	Assessed	Active	Avg Reading Lessons (SR)	Avg Guided Rate Gains (wpm)	Avg Level Gains	% At/Close to Grade
DEL NORTE ELEMENTARY SCHOOL	348	139	100	46.0	24	1.2	43%
Washington Avenue Elementary School	265	183	149	33.2	20	0.8	35%
MILITARY HEIGHTS ELEM SCHOOL	256	190	168	30.1	19	1.0	45%
MISSOURI AVENUE ELEM SCHOOL	198	125	98	29.3	16	0.9	22%
MONTERREY ELEMENTARY SCHOOL	314	239	171	25.4	15	0.7	21%
Mesa Middle School	438	58	40	24.9	17	0.8	8%
MOUNTAIN VIEW MIDDLE SCHOOL	545	141	124	21.4	19	0.6	15%
NANCY LOPEZ ELEMENTARY SCHOOL	143	52	35	20.0	22	0.8	17%
EAST GRAND PLAINS ELEM SCHOOL	141	91	69	17.7	13	0.6	26%
BERRENDO MIDDLE SCHOOL	677	527	378	15.5	11	0.5	29%
El Capitan Elementary School	253	75	50	13.8	7	0.5	28%
BERRENDO ELEMENTARY SCHOOL	181	69	42	10.1	6	0.3	12%
PECOS ELEMENTARY SCHOOL	210	82	56	9.2	4	0.2	13%
VALLEY VIEW ELEMENTARY SCHOOL	336	75	54	9.2	5	0.3	13%
SIERRA MIDDLE SCHOOL	656	32	19	8.9	9	0.2	16%
SUNSET ELEMENTARY SCHOOL	174	47	27	5.4	2	0.1	4%
Totals	5,135	2,125	1,580	22.6	14	0.7	27%